



# RU 5500W




### Key Features

- 97.5%+ peak efficiency with fan loss included
- Holdup time > 20ms
- ITIC compliance
- 6 PSU configuration (1RU 33kW power shelf)


### Benefits

- PMBUS communication
- Current share capability with 6 PSU in parallel
- Pulse load operation


### Applications



HPC



AI



Server

### Specification SP-2552-1R

Form Factor and Dimensions (W x D x H)	68 x 640 x 40 (mm)
Output Power	5500W
Output Voltage	49VDC/245A
Input Voltage	180-305VAC, single phase
Power Factor	0.95 @10% - 20% Load 0.98 @20% - 100% Load
iTHD	15% @5% - 10% Load 10% @10% - 30% Load 5% @30% - 100% Load
Efficiency	Peak > 97.5%, Min. > 96.5% @30% - 100% Load
Current Sharing Method	Active + Droop
Communications	PMBus

### Dimension Details



For more product information and sales inquiries :

-  [www.liteon.com](http://www.liteon.com)
-  +886-2-8798-2888
-  [CIPS-Sales@liteon.com](mailto:CIPS-Sales@liteon.com)
-  13F, No. 555, Siyuan Rd., Xinzhuang Dist.,  
New Taipei City 242034, Taiwan, R.O.C.



Visit us

Specifications are subject to change without notice.