



Specification


P/N	19inch 20kW cap shelf
Dimensions (H x W x L)	43.6 x 438 x 809.32 (mm)
Output Power	20kW (49V / 408A)
Input Voltage	49Vdc~50Vdc
Temperature	operational: -5°C to 45°C
Altitude	Operational: 0-3000m Non-operational: 0-12000m
Communications	Ethernet by PMC
Cooling	fan air flow

19inch 20kW Cap Shelf

Key Features

- Max charge/discharge time: 1.5s @20kW
- Protection: OCP, OVP, UVP, OTP and Fan Fault
- PMBUS communication
- RU PMC Card (Same as RU 33KW shelf)
- EDLC large vendor with reliable supply

Applications




HPC



AI




Deep Learning Training



Data Analytics

Dimension Details



For more product information and sales inquiries :



www.liteon.com



+886-2-8798-2888



CIPS-Sales@liteon.com



13F, No. 555, Siyuan Rd., Xinzhuang Dist.,
New Taipei City 242034, Taiwan, R.O.C.



Visit us

Specifications are subject to change without notice.